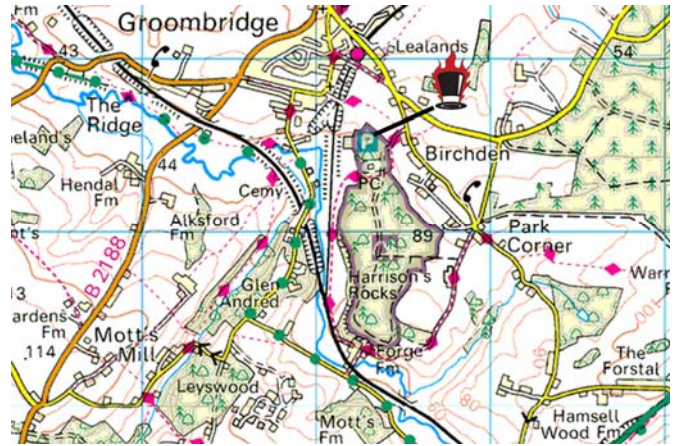


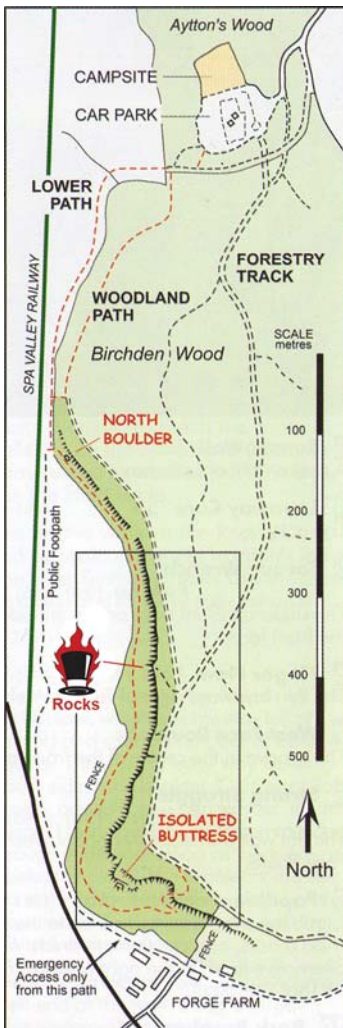


## CLIMBING & ABSEILING EXPERIENCE

### ROCK CLIMBING



#### Directions



#### Meeting place

In the main car park. Please arrive 15 minutes early.

#### By Car

**Post Code: TN3 9NJ** (this is not the post code for the car park at Harrison's Rocks but for the houses at the entrance).

#### From Groombridge

Take the road south from Groombridge, past the old station on the left. Take the Right fork; 200m further turn right again down a narrow lane (you'll see a small Hatt Adventures sign).

#### From A26

Take the road signposted to Eridge train station, the road bends left after the station carry on for approximately 1. miles and take a left down a narrow lane (you'll see a small Hatt Adventures sign).

**Please note:** The car park is run on a donation basis and we recommend a fee of £1 all day, we ask that clients donate generously as the money goes towards the upkeep of the rocks.

#### By Train

From Eridge Station turn left immediately and follow the road for approximately 1¼ miles and take a left down a narrow lane (you'll see a small Hatt Adventures sign).



### Late / Lost

Unfortunately the phone reception in the area is very poor, if you are running late please contact us sooner rather than later. Please call **01273 358 359**, listen to the options and select the one to be diverted to your instructor. Please note that instructors can't pick up answer machine messages, so if you don't get through to them please try again (they may be running a course).

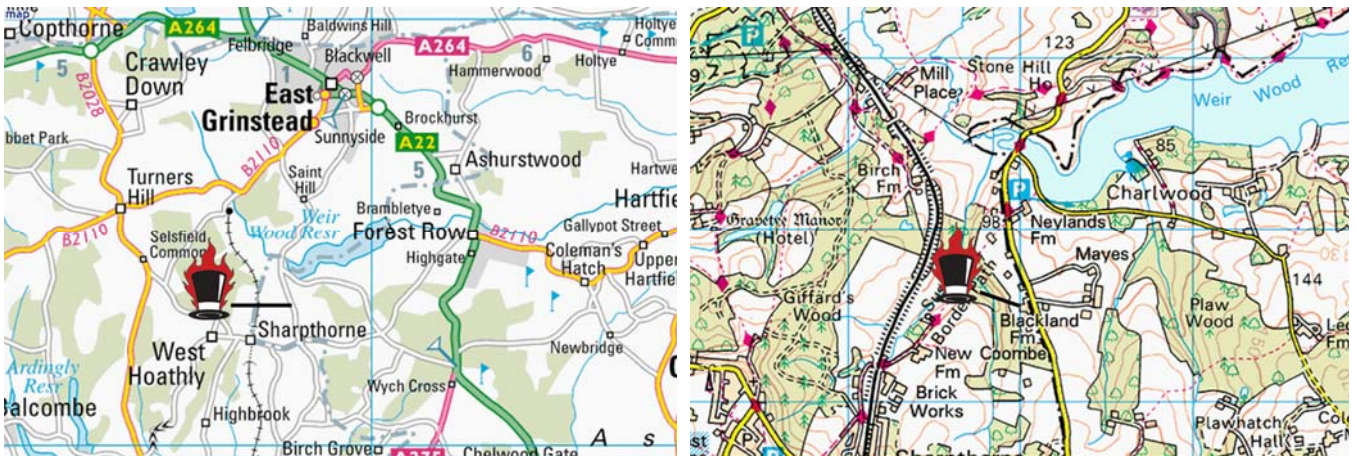
If you are more than 10mins late we will have to start the course without you as the rocks are a further 10min walk from the car park. Please follow the map (on page 1) and walk along the lower path to the rocks to find the group. We will not always be in the same place but our usual area is marked.

### The Weather

The weather will not affect this activity, so please ensure that you are prepared.

**Please Note:** The Abseiling takes place after the Rock Climbing and is approximately a 20min drive. You will require your own transport.

## ABSEILING



### Meeting place

By the abseil tower in the main car park (just past reception on the right).

### Directions

For the abseiling we will travel in convoy for approximately 20mins to: Blackland Farm, Grinstead Lane, East Grinstead, Sussex, **RH19 4HP**.

The abseiling tower is on a Girl Guides Centre, **please be careful of children when driving on site**. During the summer the car park can become very busy and alternative parking is available on the grass field first left after the car park.



## **Kit List**

### **Administration**

- Payment / voucher
- Medical form

### **Clothing**

- Comfortable clothing, suitable for the time of year\*
- Trainers\*\*
- Waterproof jacket and trousers
- Extra jumper
- Warm hat / sun hat
- Warm gloves (not for climbing in)

### **Equipment**

- Rucksack

The above list is just a guide and appropriate clothing for the time of year should be worn.

\*Clothing should comprise of several layers to trap the warmth. Please do not wear denim as it restricts movement, is cold when wet and is slow to dry.

\*\*Please wear soft soled shoes such as trainers; you are not permitted to wear walking boots etc. as these damage the rocks.

Please remember that the rocks are a short distance from the car park so it important to put all of your kit in a suitable size rucksack leaving space for climbing equipment.

### **Food**

- Packed lunch and plenty of water

### **Accessories**

- Sun screen
- Sun glasses
- Camera

### **Medication**

- Tablets, Inhaler etc.